

# Employees Provident Fund Organization (EPFO)

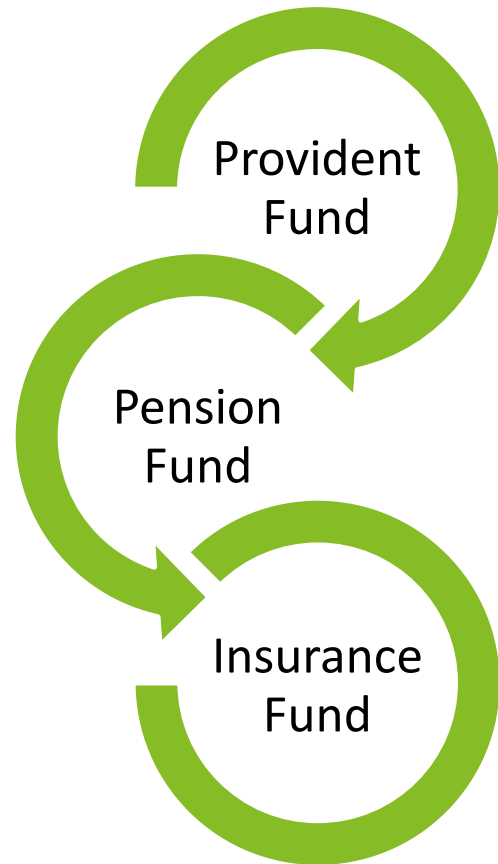
28th March, 2023

---

Member Passbook - Redesigned

# Introduction of Member Passbook

A MEMBER OF THE STATUTORY SCHEMES FRAMED UNDER THE EPF & MP ACT, 1952 HAS THREE TYPES OF SOCIAL SECURITY COVERAGES



*Compulsory savings from Employer & Member builds up balances which can be withdrawn partially to meet exigencies followed by final withdrawal at the time of Retirement*

*Contributions from Employer is pooled in a fund for drawing defined benefit of pension at time of retirement / superannuation and sanction of pension to family in the event of death of member or pensioners*

*Monthly life insurance premia from the employer against which the family of the member is entitled to benefits in event of untimely death of member*

**Online member passbook introduced in 2017 to enable the members to view their balances, monthly contributions & interest credit in their EPF accounts linked to UAN for these coverages**

# Objective of Re-designing Passbook

*Stakeholders consultations with 13,200 employees and more than 2,200 employers were conducted which outlined the need of re-designing the passbook*

## New Features

1 NEED BASED DISPLAY OF INFORMATION

2 AVAILABLE INFORMATION RELATING TO TRANSACTIONS  
IN VARIOUS EPF ACCOUNTS LINKED TO UAN

3 PROVIDE CALCULATORS FOR WORKING OUT THE  
BENEFITS DUE AT PRESENT AND IN FUTURE UNDER  
THE THREE SCHEMES

4 SERVICE HISTORY OF ALL EPF ACCOUNTS

5 PROVISION OF FULL INFORMATION &  
CALCULATORS TO NUDGE

- Members to avoid premature withdrawals
- Members to take informed decisions as to claiming any benefit
- Members for transfers of membership on change of jobs instead of withdrawals

# Login Page of Member Passbook

For EPF Balance Enquiry : 1. Give a Missed call to 9966044425 or 2. SMS EPFOHO UAN < LAN > to 7738299899

Help Desk/Toll Free Number : 1800118005



कर्मचारी भविष्य निधि संगठन  
**Employees' Provident Fund Organisation**  
(श्रम एवं रोजगार मंत्रालय, भारत सरकार)  
(Ministry of Labour & Employment, Govt. of India)



uest for any payment.

EPFO never calls members/pensioners to deposit any amount. Please do not make any payment, based on any such call.

## Sign In | EPF Passbook & Claim Status

UAN

Password



Sign In ↗

[Forgot password?](#)

## Featured

1. This facility is to view the Member Passbook for the members registered on the Unified Member Portal.
2. Passbook will be available after 6 Hours of registration at Unified Member Portal.
3. Changes in the credentials at Unified Member Portal will be effective at this Portal after after 6 Hours.
4. Passbook will have the entries which has been reconciled at the EPFO field offices.
5. Passbook facility not be available for the Exempted Establishments Members.

## EPF Account Balance & Statement Check



Sending an SMS on  
7738299899



Give a Miss Call on  
01122901406



Using EPFO Portal:  
epfindia.gov.in



By using the EPFO app  
on Umang platform



EPFO  
www.epfindia.gov.in



कर्मचारी भविष्य निधि संगठन  
Employees' Provident Fund Organisation  
@epfindia @epfindia

Enter login  
details here



# EPF Contributions & Current Establishment Details | Member Wise Balance

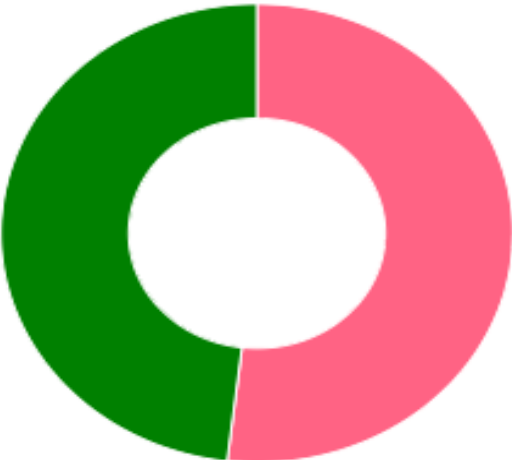
Member Wise Balance



Shows employer and employee share of EPF

## EPF Contribution Summary

Total Available Balance	11,51,221
-------------------------	-----------



Employee Share  
Employer Share

Employee Share (Available)	3,45,193
----------------------------	----------

Employer Share (Available)	8,06,028
----------------------------	----------

# EPF Contributions & Current Establishment Details | Establishment Details

## Current Establishment Details

**Est. Name**

**Est. Id**

APHYD0072623000

**Member Id**

APHYD00726230001076361

**Date of Joining**

01-12-2011

**Experience**

11 Years 3 Months 25 Days

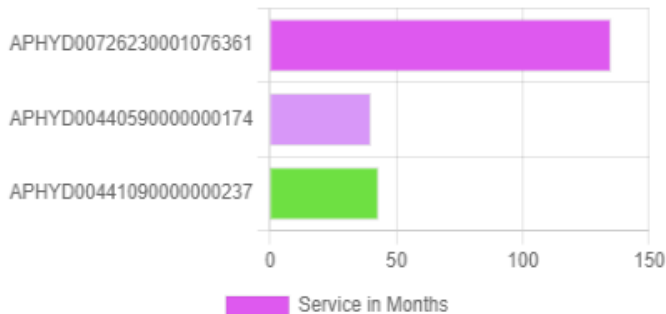
[View Past Service History](#)

# EPF Member Service Details

## Service Overview

**Total Experience** 18 Years 2 Months 0 Days  
**Date of Joining** 10-Nov-2004  
**Total NCP Days** 0

Member Id wise Service Length



## Service History

### Dec 2011 - Present

Est Id APHYD0072623000 Joining Date 01-Dec-2011  
Member Id APHYD00726230001076361 Exit Date  
Total Service 11 Years 3 Months 25 Days

### Jul 2008 - Nov 2011

Est Id APHYD0044059000 Joining Date 01-Jul-2008  
Member Id APHYD00440590000000174 Exit Date 30-Nov-2011  
Total Service 3 Years 4 Months 29 Days

### Nov 2004 - Jun 2008


Est Id APHYD0044109000 Joining Date 10-Nov-2004  
Member Id APHYD004410900000000237 Exit Date 30-Jun-2008  
Total Service 3 Years 7 Months 20 Days

# KYC & Employee Basic Details


UAN

Mobile Number


Email Id

 **Basic Details**


Full Name	
Date of Birth	12/01/1982
Gender	M
Father/Husband Name	
Relation	F
Physically Handicapped	N
International Worker	N

 **KYC Verification Details**

BIO-Metric Verification Status	-
Demographic Verification Status	Success - [ Verified on 30-NOV-18 ]
OTP based Verification Status	-

 **KYC Details**

Aadhaar	
Name as on Aadhaar	
PAN	
Name as on PAN	
BANK A/C Number	
Name as on BANK	
BANK IFSC	

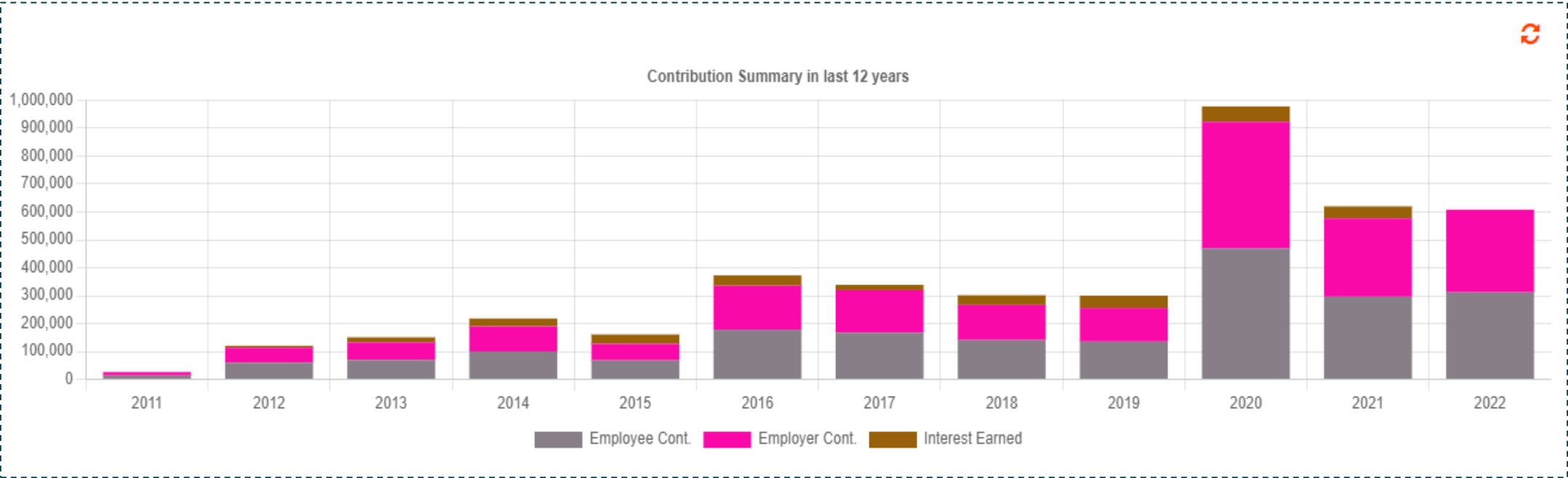
 **Nominee Details**



# Passbook Chart

## Passbook Overview

Total Balance	Employee Contribution	Employer Contribution	Interest Earned	Transfer-Ins/VDR	Pension Contribution	Total PF Withdrawal
11,51,221	20,10,339	18,66,236	3,19,689	3,10,739	0	33,76,537
Last Contribution made by for the month of Jan-2023						



Visual representation of the EPF contribution (segregated by Employee, Employer and Interest Earned)

# Month wise Contributions Statement

*Month wise contribution with share of employee, employer and Pension*

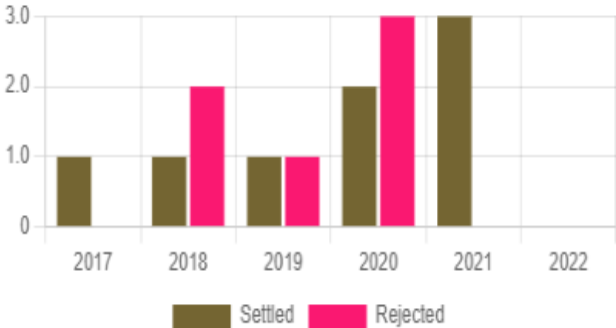
2022	employee, employer and Pension						Taxable Data	Export as PDF	
2021									
2020									
2019									
2018									
2017									
2016									
2015									
2014									
2013									
2012									
2011									
	Particulars						Employee Share	Employer Share	Pension Share
	OB Int. Updated upto 01/04/2022						33,649	5,09,484	1,29,103
	Wage Month	Transaction Date	Transaction Type	Particulars	EPF Wages	EPS Wages	Employee Share ( 12% )	Employer Share ( 3.67% )	Pension Share ( 8.33% )
	Mar-2022	12-04-2022	CR	Cont. For Due-Month 042022	2,11,399	15,000	25,368	24,118	1,250
	Mar-2022	12-04-2022	CR	Cont. For Due-Month 042022	10,066	0	1,208	1,208	0
	Apr-2022	13-05-2022	CR	Cont. For Due-Month 052022	2,11,399	15,000	25,368	24,118	1,250
	May-2022	14-06-2022	CR	Cont. For Due-Month 062022	2,11,399	15,000	25,368	24,118	1,250
	Jun-2022	14-07-2022	CR	Cont. For Due-Month 072022	2,11,399	15,000	25,368	24,118	1,250
	Jul-2022	11-08-2022	CR	Cont. For Due-Month 082022	2,11,399	15,000	25,368	24,118	1,250
	Aug-2022	14-09-2022	CR	Cont. For Due-Month 092022	2,11,399	15,000	25,368	24,118	1,250
	Sep-2022	14-10-2022	CR	Cont. For Due-Month 102022	0	0	0	0	0
	Sep-2022	14-10-2022	CR	Cont. For Due-Month 102022	12,332	0	1,480	1,480	0
	Oct-2022	14-11-2022	CR	Cont. For Due-Month 112022	2,17,565	15,000	26,108	24,858	1,250
	Oct-2022	14-11-2022	CR	Cont. For Due-Month 112022	2,17,565	15,000	26,108	24,858	1,250
	Nov-2022	14-12-2022	CR	Cont. For Due-Month 122022	2,17,565	15,000	26,108	24,858	1,250
	Dec-2022	12-01-2023	CR	Cont. For Due-Month 012023	2,17,565	15,000	26,108	24,858	1,250
	Jan-2023	14-02-2023	CR	Cont. For Due-Month 022023	2,17,565	15,000	26,108	24,858	1,250
	Feb-2023	14-03-2023	CR	Cont. For Due-Month 032023	2,17,565	15,000	26,108	24,858	1,250
	Total Contributions for the year [ 2022 ]						3,11,544	2,96,544	15,000
	Total Transfer-Ins/VDRs for the year [ 2022 ]						0	0	0
	Total Withdrawals for the year [ 2022 ]						0	0	0
	Interest details N/A						0	0	0
	Closing Balance as on 31/03/2023						3,45,193	8,06,028	1,44,103

# Members Claims History

## Claims Summary

Total Claims	Approved/Settled Claims	Rejected Claims	Pending/In-Process Claims
17	11	6	0
	33,76,537		

Claims settled/rejected in last 5 years



## Claims Details

Pending Claims [ 0 ]

Settled Claims [ 11 ]

Rejected Claims [ 6 ]

No Claims pending..

# Claim Settlement Details

*Description of each claim with amount and approval date*

Pending Claims [ 0 ]

Settled Claims [ 11 ]

Rejected Claims [ 6 ]

#SR	CLAIM/TRACKING ID	RECEIPT DATE	MEMBER ID	FORM TYPE	CLAIM DESCRIPTION	TOTAL AMOUNT	APPROVED DATE
1	10039160255706004	06-05-2020	APHYD00726230001076361	Form-31	DECLARED AS AFFECTED BY OUTBREAK OF EPIDEMIC OR PANDEMIC BY APPROPRIATE GOVERNMENT (COVID-19)	2,84,349	06-05-2020
2	10039160255706010	19-06-2021	APHYD00726230001076361	Form-31	DECLARED AS AFFECTED BY OUTBREAK OF EPIDEMIC OR PANDEMIC BY APPROPRIATE GOVERNMENT (COVID-19)	5,88,388	22-06-2021
3	APHYD141200015441	09-12-2014	APHYD00726230001076361	Form-31	Purchase of Site for Construction of Dwelling House	5,00,000	10-12-2014
4	APHYD170800040123	31-08-2017	APHYD00726230001076361	Form-31	Purchase of Site for Construction of Dwelling House	1,11,100	07-09-2017
5	APHYD170100010432	09-01-2017	APHYD00726230001076361	Form-31	Construction of House	7,06,100	16-01-2017
6	10039160255706001	22-11-2018	APHYD00726230001076361	Form-31	Illness	2,27,100	27-11-2018
7	10039160255706003	06-02-2020	APHYD00726230001076361	Form-31	Illness	1,64,100	26-02-2020
8	10039160255706007	06-11-2020	APHYD00726230001076361	Form-31	Illness	3,23,900	13-11-2020
9	10039160255706009	10-06-2021	APHYD00726230001076361	Form-31	Illness	2,07,000	19-06-2021
10	10039160255706011	17-03-2022	APHYD00726230001076361	Form-31	Illness	2,31,400	23-03-2022
11	APHYD150500024695	15-05-2015	APHYD00726230001076361	Form-31	Marriage	33,100	18-05-2015

# Rejected Claims Details

*Reason for rejection of claim to be mentioned*

Pending Claims [ 0 ]   Settled Claims [ 11 ]   **Rejected Claims [ 6 ]**

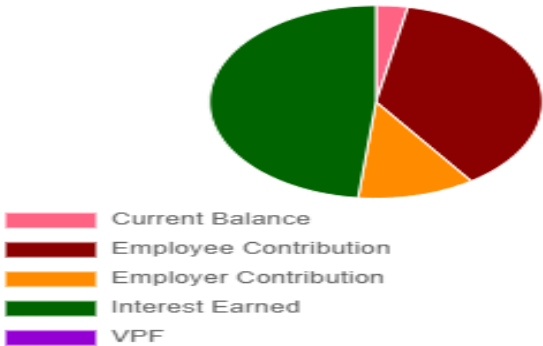
#SR	CLAIM/TRACKING ID	RECEIPT DATE	MEMBER ID	FORM TYPE	CLAIM DESCRIPTION	REJECT DATE
	REJECT REASON					
1	10039160255706005	12-05-2020	APHYD00726230001076361	Form-31	DECLARED AS AFFECTED BY OUTBREAK OF EPIDEMIC OR PANDEMIC BY APPROPRIATE GOVERNMENT (COVID-19)	15-05-2020
	1) Advance under COVID-19 already availed,hence auto rejected by CPE					
2	10039160255706006	08-06-2020	APHYD00726230001076361	Form-31	DECLARED AS AFFECTED BY OUTBREAK OF EPIDEMIC OR PANDEMIC BY APPROPRIATE GOVERNMENT (COVID-19)	11-06-2020
	1) Advance under COVID-19 already availed,hence auto rejected by CPE					
3	APHYD180500003924	02-05-2018	APHYD00726230001076361	Form-31	Purchase of Dwelling House/ Flat from a Promoter	03-05-2018
	1) ALREADY AVAILED ADVANCE UNDER PARA 68B(7) FOR ADDITIONS AND ALTERATIONS 2) ALREADY AVAILED ADVANCE FOR PERMISSIBLE TIMES					
4	10039160255706002	21-01-2020	APHYD00726230001076361	Form-31	Construction of House	04-02-2020
	1) ALREADY AVAILED ADVANCE FOR PERMISSIBLE TIMES 2) ALREADY AVAILED ADVANCE FOR PERMISSIBLE TIMES					
5	10039160255706008	28-11-2020	APHYD00726230001076361	Form-31	Additions / Alterations of House	04-12-2020
	1) NOT ELIGIBLE FOR ADDITIONS/ALTERATIONS 2) NOT ELIGIBLE-INSUFFICIENT SERVICE					
6	APHYD181100015063	14-11-2018	APHYD00726230001076361	Form-31	Illness	27-11-2018
	1) ON LINE CLAIM IS UNDER PROCESS WITH SAME PF NO. 2) CERTIFICATE ENCLOSED IS IMPROPER					

# PF Accumulations Calculator

Current EPF Balance (if any)	1151221
Basic Monthly Wages (Salary)	217565
Average % of increase per Annum in Wages	10
Voluntary PF Contribution (if any)	0
Current Age	41
Retirement Age	58
Rate of Interest	8.1
Employee Contribution %	12
Employer Contribution %	3.67
<div>CalculateReset</div>	

Details to be entered for visual representation

Approximate EPF Balance at the Age of 58 :Rs. 3,75,03,853



Current EPF Balance	11,51,221
Employee Contribution	1,39,72,622
Employer Contribution	42,73,293
Interest Earned	1,81,06,717
VPF (Voluntary Provident Fund)	0

Visual representation of EPF balance

# EDLI Calculator

## EDLI Calculator

Member Id APHYD00726230001076361

Member Name

Date of Birth 12/01/1982

Date of Joining 01/12/2011

Date of Exit N/A

Reason for Exit N/A

Date of Exit ( Select Manually ) 26/03/2023



Calculate

Reset

# EDLI Calculator

Contribution Month	Opening Balance	Wages	Both Share Of Contribution Including VDR	Interest	Withdrawal	Progressive Balance
202204	5,00,390	2,21,465	51,902		0	5,52,292
202205	5,52,292	2,11,399	49,486		0	6,01,778
202206	6,01,778	2,11,399	49,486		0	6,51,264
202207	6,51,264	2,11,399	49,486		0	7,00,750
202208	7,00,750	2,11,399	49,486		0	7,50,236
202209	7,50,236	2,11,399	49,486		0	7,99,722
202210	7,99,722	12,332	2,960		0	8,02,682
202211	8,02,682	4,35,130	1,01,932		0	9,04,614
202212	9,04,614	2,17,565	50,966		0	9,55,580
202301	9,55,580	2,17,565	50,966		0	10,06,546
202302	10,06,546	2,17,565	50,966		0	10,57,512
202303	10,57,512	2,17,565	50,966		0	11,08,478
		<b>25,96,182</b>	<b>6,08,088</b>	<b>0</b>	<b>0</b>	<b>98,91,454</b>

## Part-A Calculations

Total Progressive Balance	Rs. 98,91,454
Average Progressive Balance	Rs. 8,24,287
EDLI Amount [ Min Amount : Rs. 50,000 Max Amount : Rs. 1,00,000 Percent : 40% ]	Rs. 1,00,000
Additional assurance benefit @20%	Rs. 20,000
<b>EDLI Amount (A)</b>	<b>Rs. 1,20,000</b>

## Part-B Calculations

Total Wages	Rs. 1,77,332
Average Wages ( maximum of : Rs. 15,000 )	Rs. 14,777
EDLI Amount (Factor-35)	Rs. 5,17,195
Additional assurance benefit @20%	Rs. 0
Benefit on account of Progressive Balance (APB * 0.5) [ Maximum : Rs. 1,75,000 ]	Rs. 1,75,000
<b>EDLI Amount (B)</b>	<b>Rs. 6,92,195</b>

**Admissible EDLI Amount A or B Which ever is greater : Rs. 6,92,195**

***Admissible  
EDLI  
calculations  
for both  
cases***



# Pension Calculator

## Pension Calculator

Member Id	APHYD00726230001076361
Member Name	
Date of Birth	12/01/1982
Date of Joining in EPS (Present Ests)	01/12/2011
Date of Cessation of Membership	N/A
Reason for cessation of Membership	N/A
Date attained age 58	13/01/2040
Date of entitlement to Pension	14/01/2040
Last EPS Wages	Rs. 2,17,565 as on [ Jan-2023 ]
Date of Exit (Calculate Pension from this Date)	<div>26/03/2023</div> <div></div>

Calculate

Reset

### Limitations

1. Future date calculations not allowed.
2. Date of exit before 2 years old, not allowed.
3. Date of Joining before 16-11-1995, not allowed.

# Pension Calculator

*Detailed Pension calculations are shown here*

Approximate Monthly Pension

Rs. 1,994

Calculation Illustration given below ↓

Pensionable Service Calculation (in Days)

[ (Date of Exit - Date of Joinig) - (Non Contributory Days) ]

Pensionable Service [before 01-09-2014] = [ ( 01/09/2014 - 01/12/2011 ) - 0 ]

Pensionable Service [after 01-09-2014] = [ ( 26/03/2023 - 01/09/2014 ) - 58 ]

Pensionable Salary Calculation

( Sum of last 60 months Pension Wages X 30 ) / ( 1825 - NCP Days )

( 852332 X 30 ) / ( 1825 - 58 )

Pension Calculation

( Pensionable Service [before 01-09-2014] (in days) X 6500 ) + ( Pensionable Service [after 01-09-2014] (in days) X Pensionable Salary ) / ( 70 X 365 )

( 1005 X 6500 ) + ( 3070 X 14470 ) / ( 70 X 365 )

LAST 60 MONTH EPS WAGES DATA

SR	CONT. MONTH	EPS WAGES	EPS WAGES (LIMIT)	NCP DAYS
1	Mar-2023	2,17,565	15,000	0
2	Feb-2023	2,17,565	15,000	0
3	Jan-2023	2,17,565	15,000	0
4	Dec-2022	2,17,565	15,000	0
5	Nov-2022	4,35,130	15,000	0
6	Oct-2022	12,332	12,332	30
7	Sep-2022	2,11,399	15,000	0
8	Aug-2022	2,11,399	15,000	0
9	Jul-2022	2,11,399	15,000	0

\* Note : All calculations are based on data available with the system, this may got change on claim settlement.



**Thank you**