



Link - <https://unifiedportal-mem.epfindia.gov.in/>

Step 1: Login to Unified portal (member interface) by using your credentials i.e., UAN number and password.

**EMPLOYEES' PROVIDENT FUND ORGANISATION, INDIA**  
MINISTRY OF LABOUR & EMPLOYMENT, GOVERNMENT OF INDIA

Universal Account Number (UAN)  
**MEMBER e-SEWA**




**Dear EPF Members !!**

- ▶ Member Passbook service is available at [www.epfindia.gov.in](http://www.epfindia.gov.in) [ Our Services >> For Employees >> Member Passbook ]
- ▶ Aadhaar Based Online Claim Submission
- ▶ Seeded Aadhaar against activated UAN is mandatory for online claim submission.
- ▶ Other frequently used services are available at [www.epfindia.gov.in](http://www.epfindia.gov.in)
- ▶ EPFO services are now available on the UMANG (Unified Mobile APP for New Governance). The UMANG APP can be downloaded by giving a missed call 9718397183. The APP can also be downloaded from UMANG website or from the play/app stores. Erstwhile EPF mobile services are being discontinued
- ▶ [One Member - One EPF Account](#) can be availed after login under [Online Services](#).

UAN

Password



Captcha

Sign in

Reset

[Forgot Password](#)

2) Click on KYC-



**EMPLOYEES' PROVIDENT FUND ORGANISATION, INDIA**

MINISTRY OF LABOUR & EMPLOYMENT, GOVERNMENT OF INDIA

UAN :

[Home](#) [View](#) [Manage](#) [Account](#) [Online Services](#)

UAN Card

[More Info](#)

BASIC DETAILS

CONTACT DETAILS






KYC

E-NOMINATION

MARK EXIT



**Alert**

-  **Kind attention Members. Now Aadhaar is mandatory for filing ECR.** 
-  **Important notice about mobile number updation. Click here to read.** 
-  **How to file e Nomination. Click here to read** 



**Member P**

UAN

Name

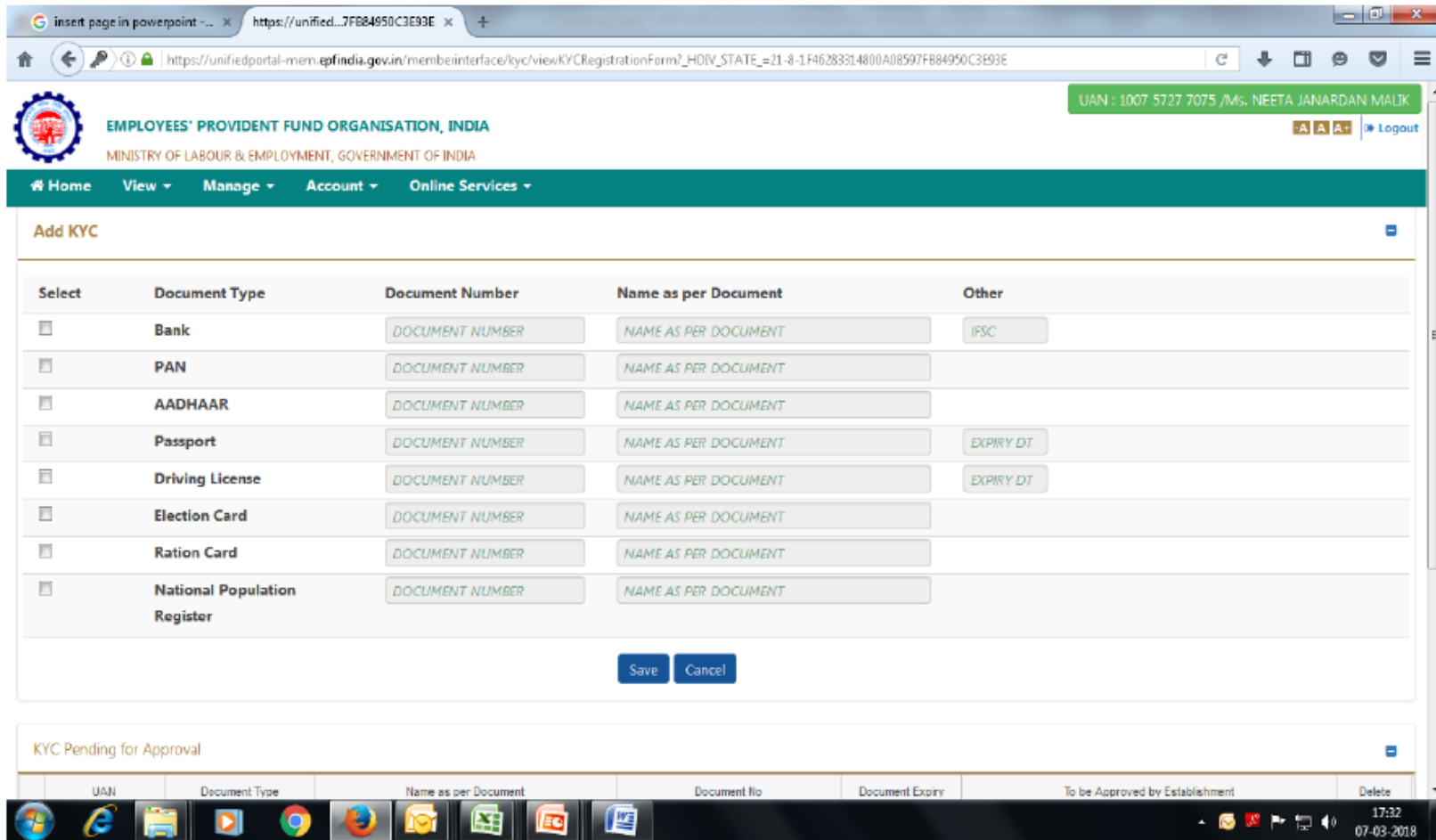
Birth Date

Gender

[+ Profile informa](#)

[+ More informat](#)

3) Click on box of Bank details and add the details.-



The screenshot shows the EPFO KYC Registration Form interface. The header includes the EPFO logo, the text "EMPLOYEES' PROVIDENT FUND ORGANISATION, INDIA" and "MINISTRY OF LABOUR & EMPLOYMENT, GOVERNMENT OF INDIA", and the user's UAN (1007 5727 7075 /Ms. NEETA JANARDAN MALIK) with a Logout button. The main menu has options: Home, View, Manage, Account, and Online Services. The "Add KYC" section is active, displaying a table with document types and their corresponding fields.

Select	Document Type	Document Number	Name as per Document	Other
<input type="checkbox"/>	Bank	<input type="text" value="DOCUMENT NUMBER"/>	<input type="text" value="NAME AS PER DOCUMENT"/>	<input type="text" value="IFSC"/>
<input type="checkbox"/>	PAN	<input type="text" value="DOCUMENT NUMBER"/>	<input type="text" value="NAME AS PER DOCUMENT"/>	
<input type="checkbox"/>	AADHAAR	<input type="text" value="DOCUMENT NUMBER"/>	<input type="text" value="NAME AS PER DOCUMENT"/>	
<input type="checkbox"/>	Passport	<input type="text" value="DOCUMENT NUMBER"/>	<input type="text" value="NAME AS PER DOCUMENT"/>	<input type="text" value="EXPIRY DT"/>
<input type="checkbox"/>	Driving License	<input type="text" value="DOCUMENT NUMBER"/>	<input type="text" value="NAME AS PER DOCUMENT"/>	<input type="text" value="EXPIRY DT"/>
<input type="checkbox"/>	Election Card	<input type="text" value="DOCUMENT NUMBER"/>	<input type="text" value="NAME AS PER DOCUMENT"/>	
<input type="checkbox"/>	Ration Card	<input type="text" value="DOCUMENT NUMBER"/>	<input type="text" value="NAME AS PER DOCUMENT"/>	
<input type="checkbox"/>	National Population Register	<input type="text" value="DOCUMENT NUMBER"/>	<input type="text" value="NAME AS PER DOCUMENT"/>	

Below the table are "Save" and "Cancel" buttons. At the bottom, there is a section titled "KYC Pending for Approval" with a table showing pending KYC records.

UAN	Document Type	Name as per Document	Document No	Document Expiry	To be Approved by Establishment	Delete

4) You will get OTP on Aadhar linked mob no enter the OTP and follow the process and change your Bank account no. Inform your employer about updation.